

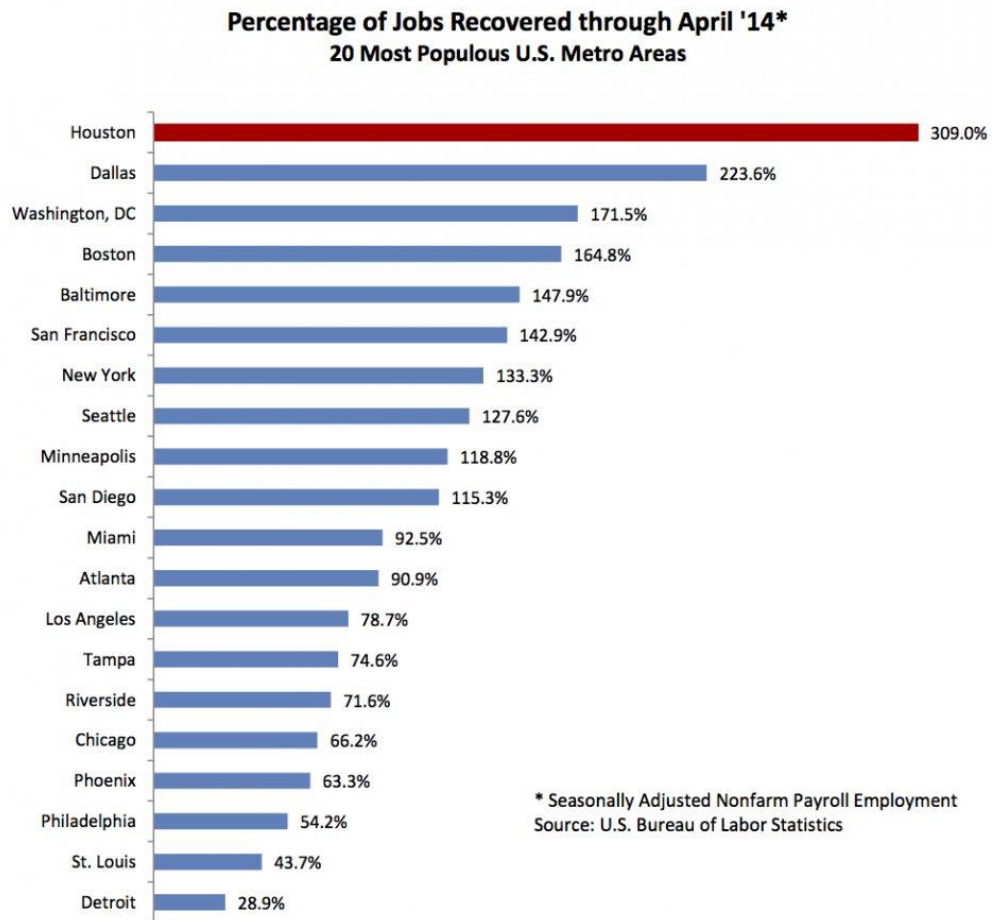
## WHAT MAKES HOUSTON SUCH A GREAT PLACE TO LIVE?

### Houston's Economy:

Houston ranks second in employment growth rate and fourth in nominal employment growth among the 10 most populous metro areas in the U.S. In 2006, the Houston metropolitan area ranked first in Texas and third in the U.S. within the category of "Best Places for Business and Careers" by Forbes magazine.

Houston's economy has a broad industrial base in the energy, aeronautics, and technology industries: only New York City is home to more Fortune 500 headquarters.

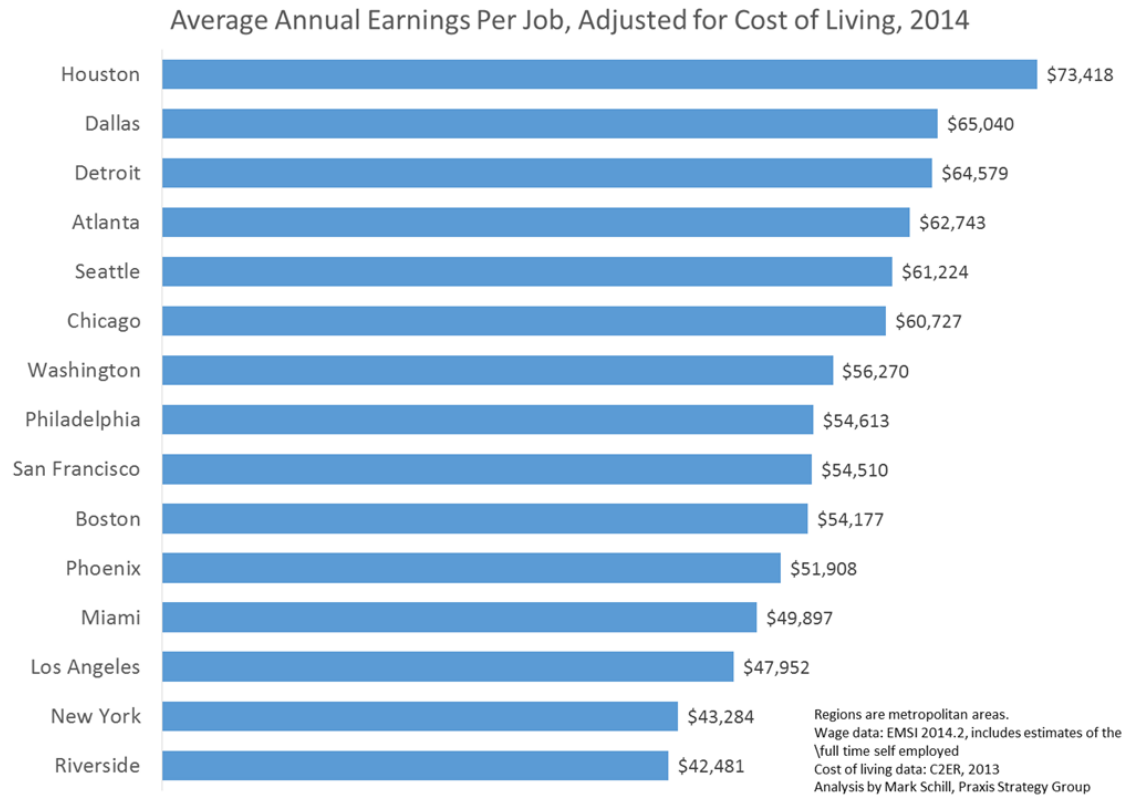
### Houston is the No. 1 city for job creation in the U.S. By a lot.



If Houston were an independent nation, it would rank as the world's 30th largest economy. The Third Quarter 2010 ACCRA Cost of Living Index shows that Houston's overall after-taxes living costs are 9% below the nationwide average, largely due to housing costs that are 21% below the average.

## Cost of Living:

**A paycheck goes farther in Houston than any other major metropolitan area.**



Living well isn't just about high pay. It's about how much everything costs. You can't beat Houston here.

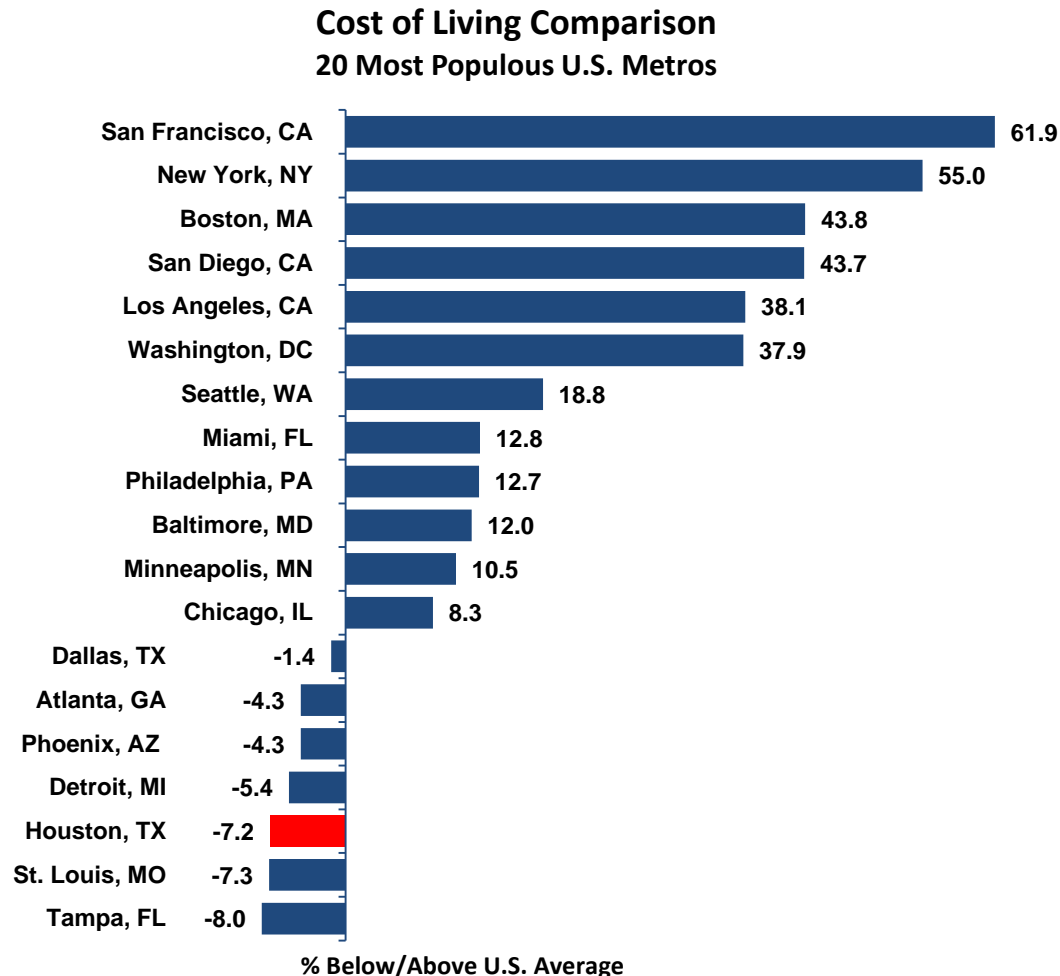
When you adjust for cost of living, Houston has the highest pay in the country at \$73,418, ahead of places like the San Jose area, which has high wages but extremely high costs.

The C2ER *Cost of Living Index* 2013 Annual Average shows that Houston has the third lowest overall cost of living among the nation's 20 most populous metropolitan areas. The same study also shows that Houston's overall after-taxes living costs are 5.6 percent below the average for all 308 urban areas participating in the survey, largely due to affordable housing costs.

According to the C2ER *Cost of Living Index* 2013 Annual Average, when compared to the 20 most populous metros, housing costs in Houston are 36.6 percent below average.

## Living Cost Comparison

Houston offers a low cost of living while maintaining a high quality of life with the amenities expected in a world-class city.



Source: Council for Community and Economic Research (C2ER), *Cost of Living Index*, Q2 2015 (Data based on a survey of 271 urban areas, published August 2015).

Note: Riverside, California is one of the 20 most populous MSAs, but did not submit COLI data for Q2 2015.

- The C2ER *Cost of Living Index* for Q2 2015 shows Houston has the third lowest cost of living among the nation's 20 most populous metropolitan areas. Houston's housing costs are 35.9 percent below the average for the 20 most populous U.S. metros, and its overall costs are 20.5 percent below the average for this group. If one excludes the five most expensive housing markets—San Francisco, New York, Los Angeles, Washington, D.C., and San Diego—which tend to skew the average, Houston's housing costs are still 18.6 percent below the major metro average.
- The C2ER *Cost of Living Index* for Q2 2015 also shows that Houston's overall after-taxes living costs are 7.2 percent below the average for all 271 urban areas participating in the survey, partly due to housing costs that are 7.3 percent below the national average.

## Housing Cost Comparison

The Houston region enjoys some of the lowest housing costs in the nation.

<b>Housing Cost Comparison</b> <b>20 Most Populous U.S. Metros*</b> <b>(Average for 271 Urban Areas = 100)</b>			
<b>Metropolitan Statistical Area</b>	<b>Housing Cost Index**</b>	<b>Percent Above or Below the Nationwide Average</b>	<b>Average Price for New 2,400-Square-Foot House***</b>
San Francisco-Oakland-Hayward, CA	275.8	175.8	\$867,800
New York-Newark-Jersey City, NY-NJ-PA	242.8	142.8	\$770,230
Washington-Arlington-Alexandria, DC-VA-MD-WV	225.5	125.5	\$721,688
San Diego-Carlsbad, CA	231.5	131.5	\$763,684
Los Angeles-Long Beach-Anaheim, CA	210.4	110.4	\$618,698
Boston-Cambridge-Newton, MA-NH	195.9	95.9	\$562,600
Baltimore-Columbia-Towson, MD	143.5	43.5	\$455,267
Miami-Fort Lauderdale-West Palm Beach, FL	134.2	34.2	\$412,066
Seattle-Tacoma-Bellevue, WA	131.1	31.1	\$398,724
Philadelphia-Camden-Wilmington, PA-NJ-DE-MD	121.7	21.7	\$373,408
Chicago-Naperville-Elgin, IL-IN-WI	118.3	18.3	\$364,264
Minneapolis-St. Paul-Bloomington, MN-WI	112.2	12.2	\$340,630
Phoenix-Mesa-Scottsdale, AZ	96.2	-3.8	\$293,300
Dallas-Fort Worth-Sugar Land, TX	93.4	-6.6	\$271,728
<b>Houston-The Woodlands-Sugar Land, TX</b>	92.7	-7.3	\$270,923
Detroit-Warren-Dearborn, MI	91.5	-8.5	\$260,171
Atlanta-Sandy Springs-Roswell, GA	91.4	-8.6	\$276,032
Tampa-St. Petersburg-Clearwater, FL	78.1	-21.9	\$225,679
St. Louis, MO-IL	71.1	-28.9	\$207,401
<p>* Riverside, California is one of the 20 most populous MSAs, but did not submit COLI data for Q2 2015.</p> <p>** Index is based 73.8 percent on homeownership costs and 26.2 percent on apartment rent.</p> <p>*** Approximately 2,400 square foot home with 4 bedrooms, 2 baths, family-room (or equivalent), 2-car garage and 8,000 square foot lot. Neighborhoods are typical for corporate middle-management transferees.</p> <p>Source: Council for Community and Economic Research (C2ER), <i>Cost of Living Index</i>, Q2 2015 (Data based on a survey of 271 urban areas, published August 2015).</p>			

**Other Factors:**

Houston has a Theater District second only to New York City with its concentration of seats in one geographic area. Located downtown, the 17-block Theater District is home to eight performing arts organizations with more than 12,000 seats.

Houston has more than 500 cultural, visual and performing arts organizations, 90 of which are devoted to multicultural and minority arts and is one of five U.S. cities that offer year-round resident companies in all major performing arts.

More than 90 languages are spoken throughout the Houston area.

Houston is home to the Texas Medical Center, the largest medical center in the world, with a local economic impact of \$10 billion. More than 52,000 people work within its facilities, which encompass 21 million square feet. Altogether 4.8 million patients visit them each year.

Houston rates first among the nation's 10 most populous cities in total acreage of parkland and third behind only San Diego and Dallas in park acreage per capita, according to a study by The Trust for Public Land.

The average daily temperature in January is 52.2° F and is 83.5° F in July.

***BusinessInsider*** ranked Houston the Best City in America in 2014.

***Endless Vacation*** names Houston Texas' Cultural Capital in 2013